

This reading comprehension activity explores the process of Farm to Fork. Student's explore Farmer Jack's farm by reading the story ***Just what I need***. Then demonstrate their understanding of where food comes from by completing the food matching puzzle.

Learning supervisors can use these steps to guide students through the task.

1. Using the Powerpoint book, show the first page of the ***Just what I need*** story.

<http://www.refreshedschools.health.wa.gov.au/wp-content/uploads/2015/01/Year-1-Farm-to-Fork-Just-What-I-need-storybook.pptx>

Ask:

- *What is the title of this story?*
 - *What do you think this story might be about?*
 - *What do you think this person does? (Point towards Farmer Jack)*
 - *Have you ever been on a farm?*
 - *What did you see?*
 - *What did you do?*
2. Read ***Just what I need***.
 3. During the story, point out different plants and animals Farmer Jack grows, what he does to help plants and animals grow, and different food and drinks made from the farm's produce.
 - *What crops or plants did Farmer Jack grow on his farm?*
 - *Which animals on Farmer Jack's farm went to the market?*
 - *What did Farmer Jack have in his dam? Why?*
 - *Why did Farmer Jack take the things he grew on his farm to the market each day?*
 - *What foods can we make from apples?*
 - *What food can we make from potatoes?*
 - *The town people made some healthy food with things that fell from Farmer Jack's truck. Which recipe did you like the sound of the most? Why?*
 - *Do you think the town people should have shared their food with Farmer Jack? Why?*
 - *Do you think Farmer Jack might invite the town people to come and visit his farm again?*
 4. Ask students to identify produce Farmer Jack took to the market during the week. You may wish to read the story again to help students identify the produce.
 5. Distribute the ***Farm to market*** Activity sheet to each student.
 6. Students are to individually complete the Activity sheet by writing and drawing what Farmer Jack took to market each day.
 7. Students can then complete the ***Where did I come from?*** Activity sheet by drawing a line from the food or drink to the plant or animal it come from.

----- Farm to market Activity Sheet -----

Write what Farmer Jack took to market each day.

Put a tick next to the plants and animals that you could grow at your house.

On Monday Farmer Jack took	
On Tuesday Farmer Jack took	
On Wednesday Farmer Jack took	
On Thursday Farmer Jack took	
On Friday Farmer Jack took	
On Saturday Farmer Jack took	

Where Do I Come From?

Draw a line to match the food or drink to the plant or animal it came from

Chicken 

Apple 

Cow 


Corn 


Grapes 

Seaweed 

Oats 

Fish 

Cow 

 Yoghurt

 Sultanas


 Egg

 Apple Juice

 Porridge

 Fish Fingers

 Sushi

 Steak

 Popcorn